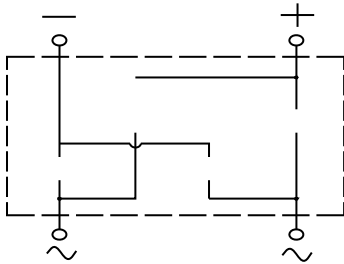
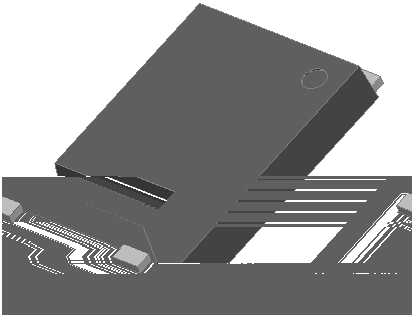




YBS20005 THRU YBS2010

Bridge Rectifiers



Features

- " 8/ UHFRJQLWLRQ ILOH (
- " *ODVV SDVVLYDWHG FKLS MXQFWLRQ
- " ,GHDO IRDUDXGWSRDFHPHQW
- " +LJK VXUJH FXUUHQW FDSDELOLW\
- " 0HHWV 06/ OHYH0' SHU PD[LXP S HDN RI f&

Typical Applications

- *HQHUDO SXUSRVH XGJH LQ & ZD YH W HFWLIL
- 6036 OLJKWLQJ EDUO EDVWHUHU DFKSW JHU KR
- DSSOLDQFHHTXRSRHW DQG WHOHFRPPXQLFD
- DSSOLFDWLRQV

Mechanical Data

- " **Package** <% 6
- 0ROGLQJ FRPSRQ/QG PHHWDPPDELOLW\
- UDWLQJ 5R6DFRPS+DORJHQ IUHH
- " **Terminals** 7LQ SODWHG OHDGV VROGHUDEOH S
- 67' DQG -(6' %
- " **Polarity:** \$V PDUNHG RQ ERG\

Maximum Ratings

PARAMETER	SYMBOL	UNIT	YBS20005	YBS2001	YBS2002	YBS2004	YBS2006	YBS2008	YBS2010
'HYLFH PDUNLQJ FRGH			<% 6	<% 6	<% 6	<% 6	<% 6	<% 6	<% 6
0D[LXPX 5HSHWLWLYH 3HDN 5HYHU V H99f									
0D[LXPX 506 9ROWDJH	506								
0D[LXPX '& EORFNLQJ 9ROWDJH '&									



YBS20005 THRU YBS2010

Electrical Characteristics 7D 8QOHVV RWKHU LVH VSHFLILHG

PARAMETER	SYMBOL	UNIT	TEST CONDITIONS	YBS20005	YBS2001	YBS2002	YBS2004	YBS2006	YBS2008	YBS2010
0D[LPXP LQVWDQWDQHRXV IRUZDUG YROWDJH GURS SHU GLRGH			\$							
0D[LPXP '& UHYHUVH FXUHQW DW UDWHG '& EORFNLCJ YROWDJH SHU GLRGH			7M - \$ 7M -							

775LFDG QMHWWRWQHUVH, @SICF LUDG YD[LT8'UHQ' & 7M ZLV & KDUDFWHULVWFVÅ



YBS20005 THRU YBS2010

FIG3: Typical Forward Voltage

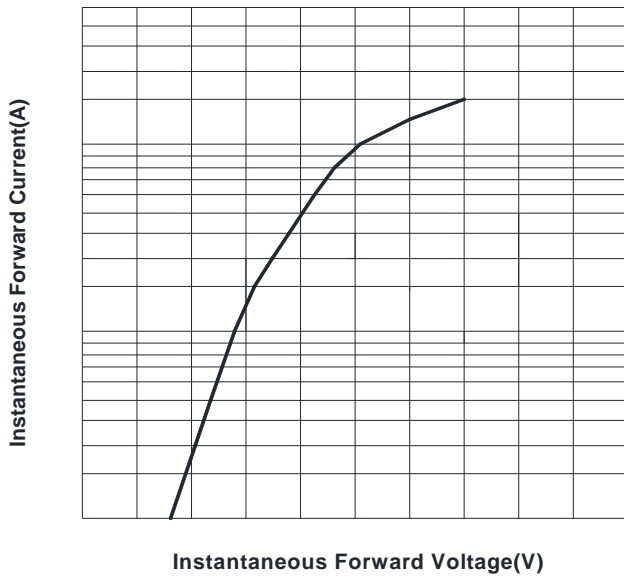



FIG4: Typical Reverse Characteristics



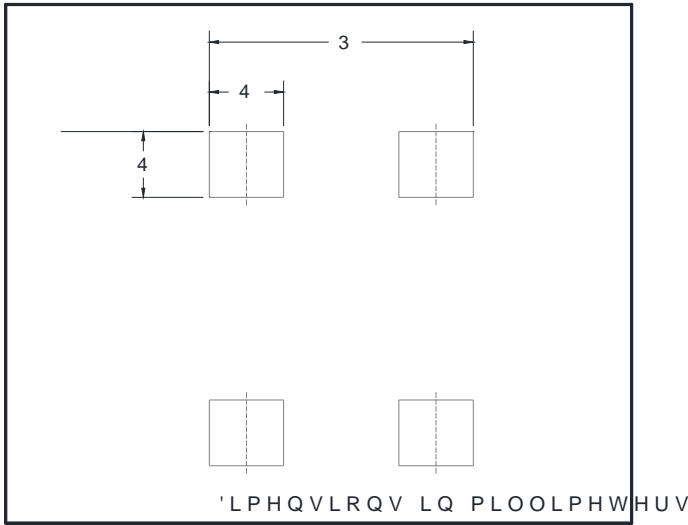
v Outline Dimensions

YBS		
Dim	Min	Max
\$		
%		
&		
'		
(
)		
*		
+		
,		
-		



YBS20005 THRU YBS2010

Suggested pad layout



Dim	Min
3	
3	
4	
4	

